


CLASIFICACION ADMINISTRATIVA	ESTIMADO	AMPLIACIONES / REDUCCIONES	INGRESOS		DEVENGADO	RECAUDADO	DIFERENCIA
			MODIFICADO				
SECTOR PUBLICO NO FINANCIERO	464,134,349.00	61,173,994.67	525,308,343.67	525,308,343.67	525,308,343.67	525,308,343.67	61,173,994.67
GOBIERNO GENERAL MUNICIPAL	464,134,349.00	61,173,994.67	525,308,343.67	525,308,343.67	525,308,343.67	525,308,343.67	61,173,994.67
GOBIERNO MUNICIPAL	464,134,349.00	61,173,994.67	525,308,343.67	525,308,343.67	525,308,343.67	525,308,343.67	61,173,994.67
ORGANO EJECUTIVO MUNICIPAL (AYUNTAMIENTO)	464,134,349.00	61,173,994.67	525,308,343.67	525,308,343.67	525,308,343.67	525,308,343.67	61,173,994.67
MUNICIPIO DE TEMIXCO	464,134,349.00	61,173,994.67	525,308,343.67	525,308,343.67	525,308,343.67	525,308,343.67	61,173,994.67
PM.- PRESIDENCIA MUNICIPAL	0.00	9,806.70	9,806.70	9,806.70	9,806.70	9,806.70	9,806.70
PM010.- OFICINA DE LA PRESIDENCIA MUNICIPAL	0.00	9,806.70	9,806.70	9,806.70	9,806.70	9,806.70	9,806.70
SA.- SECRETARIA DEL AYUNTAMIENTO	6,293,377.64	(2,129,785.25)	4,163,592.39	4,163,592.39	4,163,592.39	4,163,592.39	(2,129,785.25)
SA030.- OFICIALIA DEL REGISTRO CIVIL	5,109,525.00	(1,595,170.14)	3,514,354.86	3,514,354.86	3,514,354.86	3,514,354.86	(1,595,170.14)
SA040.- DIRECCION DE PROTECCION CIVIL	754,783.50	(283,593.58)	471,189.92	471,189.92	471,189.92	471,189.92	(283,593.58)
SA050.-DIRECCION DE ATENCION CIUDADANA Y BUEN GOBIERNO	429,069.14	(251,021.53)	178,047.61	178,047.61	178,047.61	178,047.61	(251,021.53)
BS.- SECRETARIA DE BIENESTAR SOCIAL	382,979.35	(109,997.17)	272,982.18	272,982.18	272,982.18	272,982.18	(109,997.17)
BS060.-DIRECCION DE SALUD PUBLICA	382,979.35	(109,997.17)	272,982.18	272,982.18	272,982.18	272,982.18	(109,997.17)
CM.- CONTRALORIA MUNICIPAL	23,457.60	48,707.40	72,165.00	72,165.00	72,165.00	72,165.00	48,707.40
CM010.- OFICINA DE LA CONTRALORIA MUNICIPAL	23,457.60	48,707.40	72,165.00	72,165.00	72,165.00	72,165.00	48,707.40
DE.- SECRETARIA DE DESARROLLO ECONOMICO	7,098,869.34	2,621,652.82	9,720,522.16	9,720,522.16	9,720,522.16	9,720,522.16	2,621,652.82
DE010.- OFICINA DE LA SECRETARIA DE DESARROLLO ECONOMICO	0.00	1,667,567.28	1,667,567.28	1,667,567.28	1,667,567.28	1,667,567.28	1,667,567.28
DE030.-DIRECCION DE DESARROLLO AGROPECUARIO	0.00	686,077.68	686,077.68	686,077.68	686,077.68	686,077.68	686,077.68
DE040.- DIRECCION DE MERCADOS, INDUSTRIA, COMERCIOS Y SERVICIOS	7,098,869.34	268,007.86	7,366,877.20	7,366,877.20	7,366,877.20	7,366,877.20	268,007.86
OM.- OFICIALIA MAYOR	148,281.24	(12,995.92)	135,285.32	135,285.32	135,285.32	135,285.32	(12,995.92)
OM030.-DIRECCION DE ADMINISTRACION	148,281.24	(12,995.92)	135,285.32	135,285.32	135,285.32	135,285.32	(12,995.92)
OP.- SECRETARIA DE OBRAS PUBLICAS	0.00	16,165.00	16,165.00	16,165.00	16,165.00	16,165.00	16,165.00
OP020.- DIRECCION DE OBRAS PUBLICAS	0.00	16,165.00	16,165.00	16,165.00	16,165.00	16,165.00	16,165.00
SE.- SECRETARIA EJECUTIVA, ADMINISTRATIVA Y DE PROTECCION CIUDADANA	11,919,681.87	(3,749,343.28)	8,170,338.59	8,170,338.59	8,170,338.59	8,170,338.59	(3,749,343.28)
SE050.- DIRECCION DE SEGURIDAD PUBLICA	131,040.00	(118,723.84)	12,316.16	12,316.16	12,316.16	12,316.16	(118,723.84)
SE060.- DIRECCION DE TRANSITO Y VIALIDAD	11,788,641.87	(3,630,619.44)	8,158,022.43	8,158,022.43	8,158,022.43	8,158,022.43	(3,630,619.44)
SI.- SINDICATURA	0.00	278,514.66	278,514.66	278,514.66	278,514.66	278,514.66	278,514.66
SI040.-JUEZ CIVICO	0.00	278,514.66	278,514.66	278,514.66	278,514.66	278,514.66	278,514.66
SP.- SECRETARIA DE SERVICIOS PUBLICOS	37,258,323.70	(11,412,158.65)	25,846,165.05	25,846,165.05	25,846,165.05	25,846,165.05	(11,412,158.65)
SP010.- OFICINA DE LA SECRETARIA DE SERVICIOS PUBLICOS	510,125.68	(510,125.68)	0.00	0.00	0.00	0.00	(510,125.68)
SP020.- DIRECCION DE SERVICIOS Y MANTENIMIENTO A LA IMAGEN URBANA	6,086,383.27	(3,828,023.95)	2,258,359.32	2,258,359.32	2,258,359.32	2,258,359.32	(3,828,023.95)
SP030.-DIRECCION DE ALUMBRADO PUBLICO	27,870,000.00	(6,785,979.94)	21,084,020.06	21,084,020.06	21,084,020.06	21,084,020.06	(6,785,979.94)
SP040.-DIRECCION DE SANEAMIENTO Y RECOLECCION DE RESIDUOS	2,791,814.75	(288,029.08)	2,503,785.67	2,503,785.67	2,503,785.67	2,503,785.67	(288,029.08)
SU.- SECRETARIA DE DESARROLLO SUSTENTABLE	27,164,574.93	(12,370,736.95)	14,793,837.98	14,793,837.98	14,793,837.98	14,793,837.98	(12,370,736.95)
SU010.- OFICINA DE LA SECRETARIA DE DESARROLLO SUSTENTABLE	0.00	1,017.00	1,017.00	1,017.00	1,017.00	1,017.00	1,017.00
SU020.- DIRECCION DE DESARROLLO URBANO	25,244,612.93	(12,030,038.27)	13,214,574.66	13,214,574.66	13,214,574.66	13,214,574.66	(12,030,038.27)
SU030.-DIRECCION DE MEDIO AMBIENTE	1,919,962.00	(341,715.68)	1,578,246.32	1,578,246.32	1,578,246.32	1,578,246.32	(341,715.68)
TM.- TESORERIA MUNICIPAL	373,844,803.33	87,984,165.31	461,828,968.64	461,828,968.64	461,828,968.64	461,828,968.64	87,984,165.31

000019

CLASIFICACION ADMINISTRATIVA	ESTIMADO			INGRESOS EXCEDENTES			DIFERENCIA
	ESTIMADO	AMPLIACIONES/ REDUCCIONES	INGRESOS MODIFICADO	DEVENGADO	RECAUDADO	DIFERENCIA	
TM020.- DIRECCION DE PRESUPUESTO	284,587,715.00	60,420,555.49	345,008,270.49	345,008,270.49	345,008,270.49	60,420,555.49	
TM030.- DIRECCION DE PREDIAL Y CATASTRO	89,257,088.33	20,675,523.12	109,932,611.45	109,932,611.45	109,932,611.45	20,675,523.12	
TM050.- DIRECCION DE FINANZAS	0.00	6,888,086.70	6,888,086.70	6,888,086.70	6,888,086.70	6,888,086.70	
<b>TOTAL</b>	<b>464,134,349.00</b>	<b>61,173,994.67</b>	<b>525,308,343.67</b>	<b>525,308,343.67</b>	<b>525,308,343.67</b>	<b>61,173,994.67</b>	


**ELABORÓ**

C.P. HUGO ENRIQUE CASTILLO MONTERO  
DIRECTOR DE CONTABILIDAD  
ADMINISTRACIÓN 2022-2024




**REVISÓ**

L.C. SHEILA PAMELA GOMEZ QUINTANILLA  
TESORERA MUNICIPAL  
ADMINISTRACIÓN 2022-2024



**AUTORIZÓ**

C. JUJANA OCAMPO DOMINGUEZ  
PRESIDENTA MUNICIPAL  
ADMINISTRACIÓN 2022-2024



000092